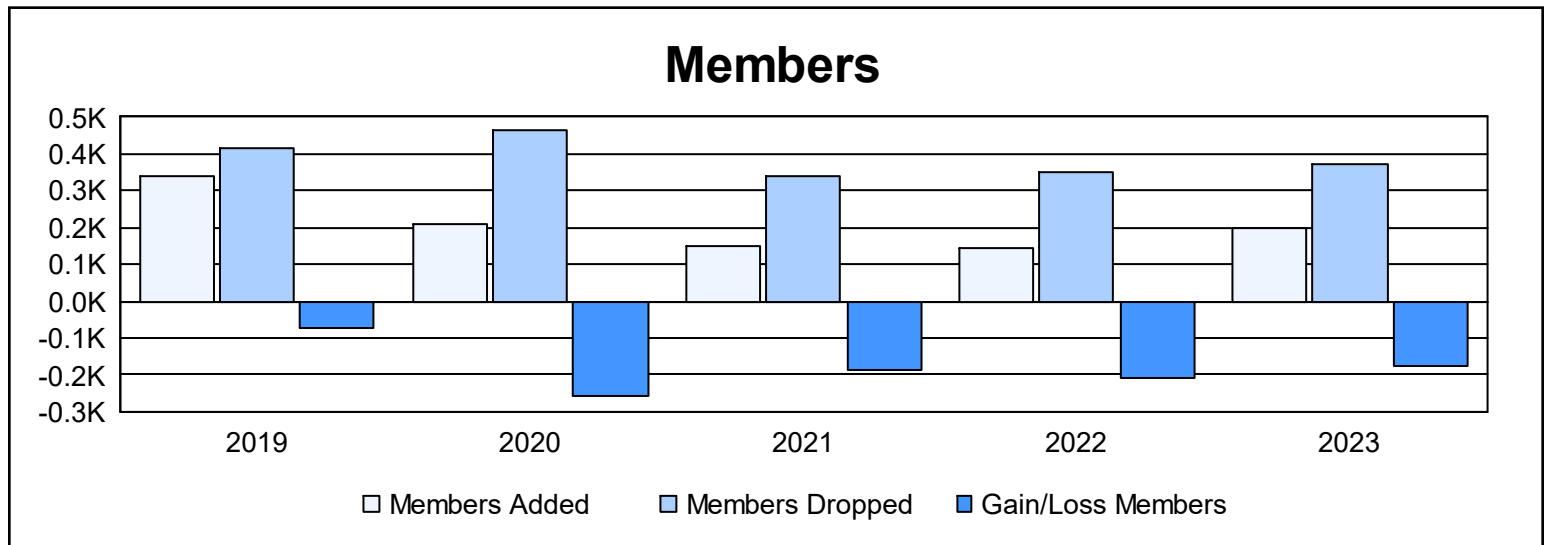
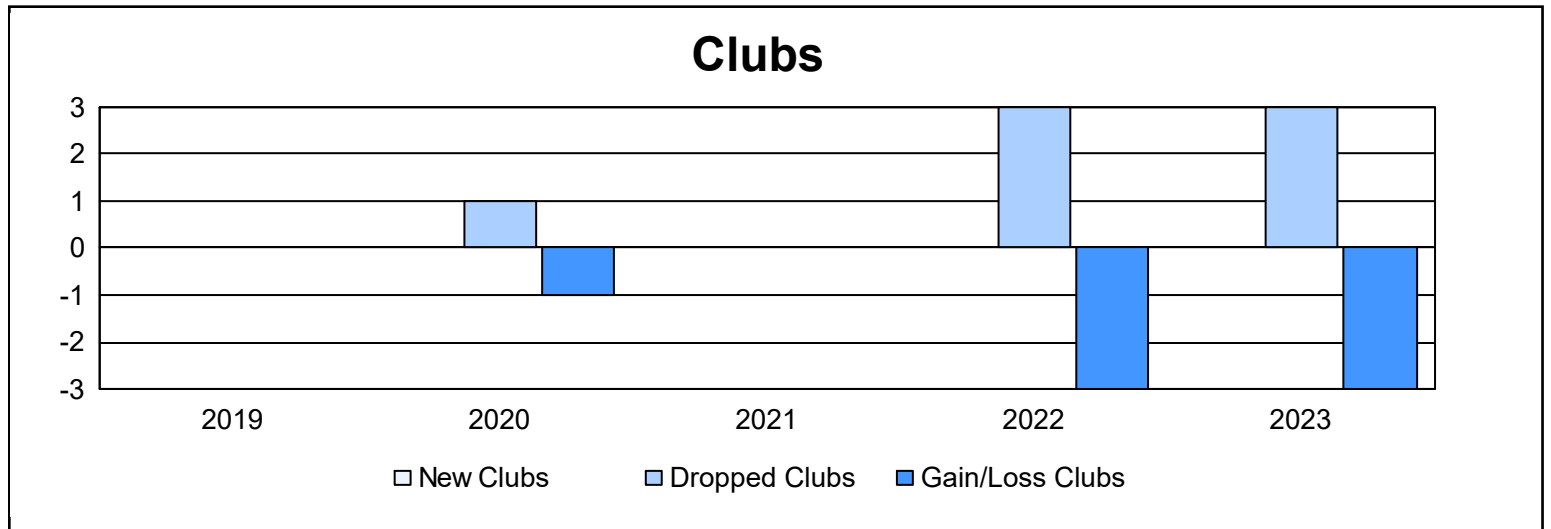
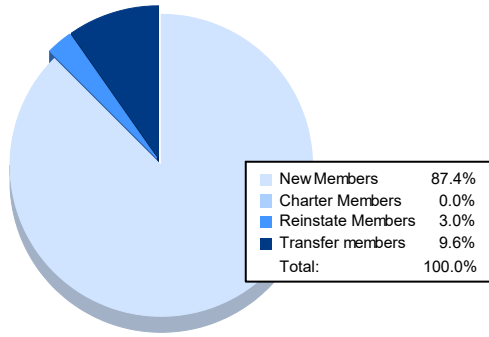


| Year | New Clubs | Dropped Clubs | Gain/ Loss Clubs | New Members | Charter Members | Reinstate Members | Transfer Members | Total Member Added | Total Members Dropped | Gain/ Loss Members |
|----------------|-----------|---------------|------------------|-------------|-----------------|-------------------|------------------|--------------------|-----------------------|--------------------|
| 2018-2019 | 0 | 0 | 0 | 327 | 0 | 2 | 9 | 338 | 413 | -75 |
| 2019-2020 | 0 | 1 | -1 | 202 | 0 | 5 | 3 | 210 | 466 | -256 |
| 2020-2021 | 0 | 0 | 0 | 144 | 1 | 4 | 2 | 151 | 338 | -187 |
| 2021-2022 | 0 | 3 | -3 | 135 | 0 | 4 | 3 | 142 | 350 | -208 |
| 2022-2023 | 0 | 3 | -3 | 173 | 0 | 6 | 19 | 198 | 372 | -174 |
| Average | 0 | 1 | -1 | 196 | 0 | 4 | 7 | 208 | 388 | -180 |



Membership Composition June 2023 Cumulative



Gender Composition June 2023 Cumulative

